
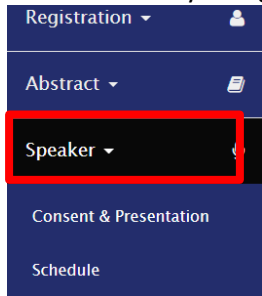




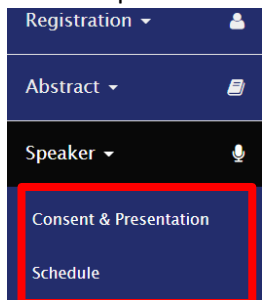


Guidelines for Uploading Pre-recorded Presentations/Presentation Slides

1. Once you logged in to the account, click "**Speaker**".



2. Click "**Consent & Presentation**" to access the consent required for submitting your presentation. It is mandatory to provide consent for video usage in order to broadcast your presentation during congress.



Session: 0109 0NaN undefined 0NaN:0NaN - Invalid date Venue: Seq: 3 10 minutes Note

test1

881022 speaker ready room testing

I understand that my pre-recorded presentation(s) featured in the symposium will be broadcasted during the 15th APVRS Congress (Nov 18 - 20, 2022).

I give APVRS the non-exclusive right to use the video for educational purposes.

Yes

Disagree Agree



3. Please check the details of your session before proceeding with your submission.

1 Demo for uploading videos

2 3 4 5 6 7

Session: 0085 | 11 Dec 13:18 - 13:26 | Venue: Channel 1 | Seq: 3 | 8 minutes | Note

No Slides

Choose File

1. Title of the session
2. Session number
3. Date and time of the session
4. Venue of the session
5. Sequence of your presentation within the session
6. Duration of your presentation
7. Notes

4. After providing consent, click “Upload File” to upload your pre-recording/presentation slides from your local computer.

Upload File

tion(s) featured in the symposium will be broadcasted during the 15th APVRS Congress

Yes

the video for educational purposes.

Agree

Open

« Downl... » Video

Search Video

Organize New folder

Demo.mp4

No File

Upload File

g the 15th APVRS Congress

Yes

Agree

File name: All Files (*.*)

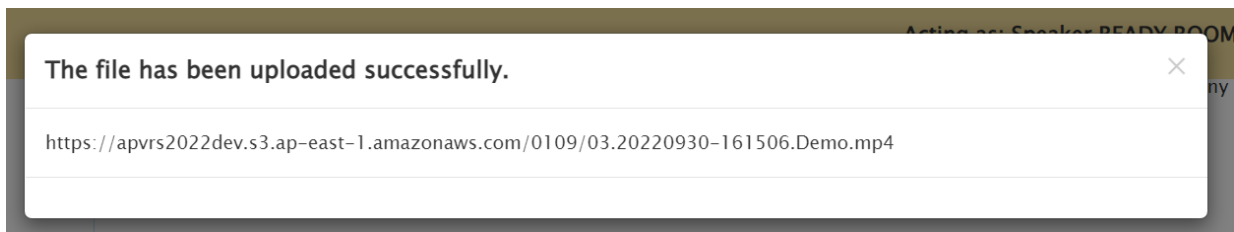
Open Cancel



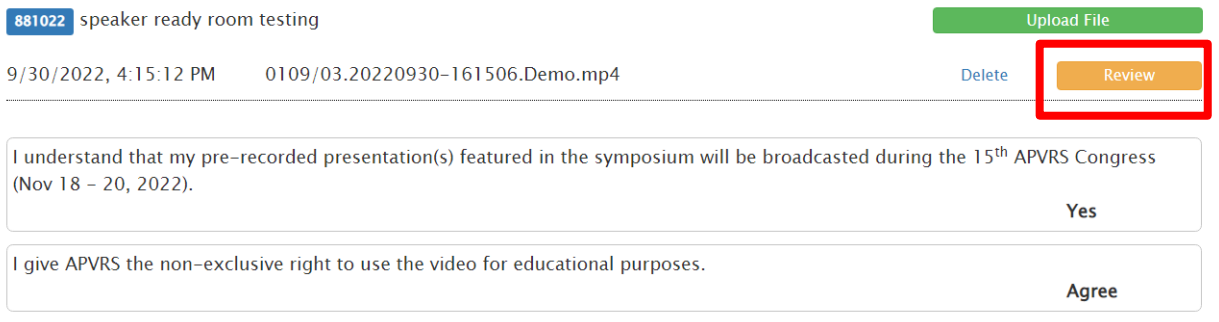
- The file you have chosen will be automatically uploaded. The processing time varies, depending on the size of your file.



- The following message pop up upon the completion of uploading. The submission acknowledgement will be sent to your inbox.



- The submission of the pre-recorded video/presentation slides is now complete. Click "Review" to check the submitted file. If you wish to re-submit your presentation, you may click the "Upload File" button to do so.



**The files that are uploaded will be saved in the congress system. You may delete the outdated versions. If there are multiple files in the system after the said deadline, the most recent file shall be automatically used for presentation.*

9/30/2022, 4:19:54 PM	0109/03.20220930-161946.0	.mp4	Delete	Review
9/30/2022, 4:15:12 PM	0109/03.20220930-161506.Demo.mp4		Delete	Review



8. Please kindly note that all pre-recorded presentations/presentation slides are required to submit by the deadlines below:

<i>Program</i>	<i>Date</i>
Invited Sessions	November 6, 2022 (Sunday)
Submitted Sessions (Abstract Presentations)	October 28, 2022 (Friday)
<p><i>For speakers who are attending in-person:</i> If you wish to amend or update your presentation slides after the said deadline, please visit the on-site speaker ready room during the congress period and upload the latest file 1 hour before your session begins.</p>	

Submissions after the said deadline may NOT be considered.