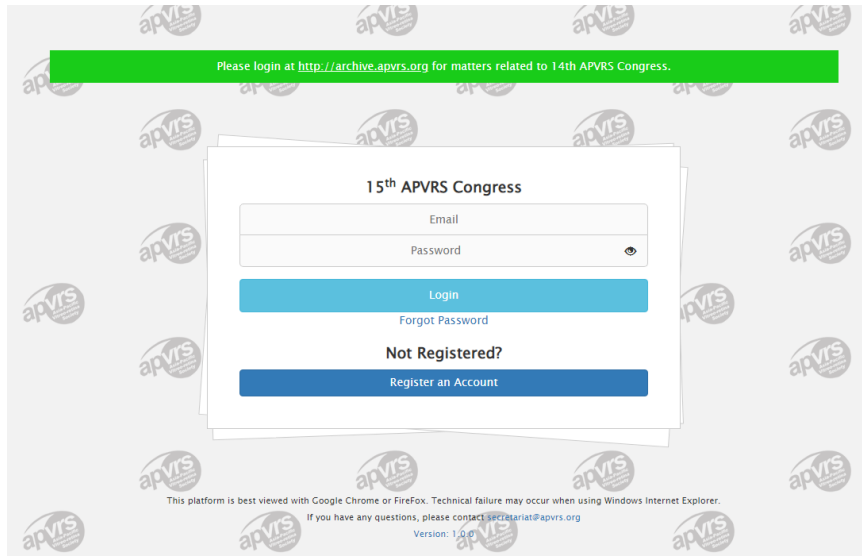


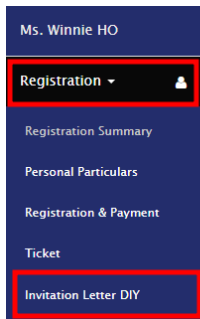


Guidelines on Invitation Letter DIY for Visa Purposes

1. Log in to your account via <https://congress.apvrs.org/>



2. Click “Registration” > “Invitation Letter” DIY on the menu bar



3. Fill in the required information and click “Generate Invitation Letter” once completed

Invitation Letter DIY
Please fill out the missing information and click 'Generate Invitation Letter'. Please make sure you have enabled pop-up windows.

Title

First Name

Last Name

Institution

Position

Address

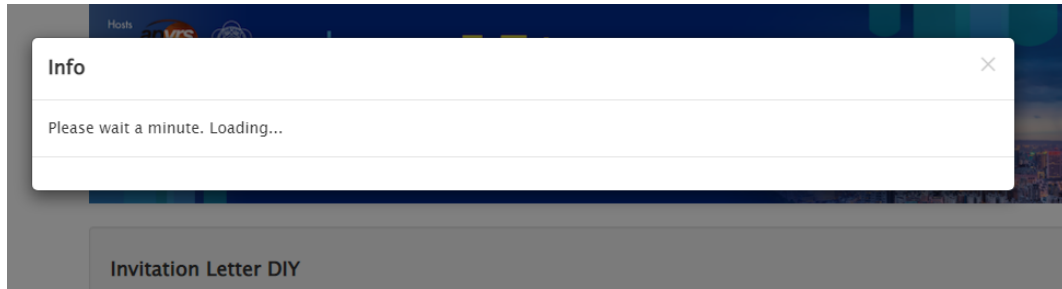
Line1

Line2

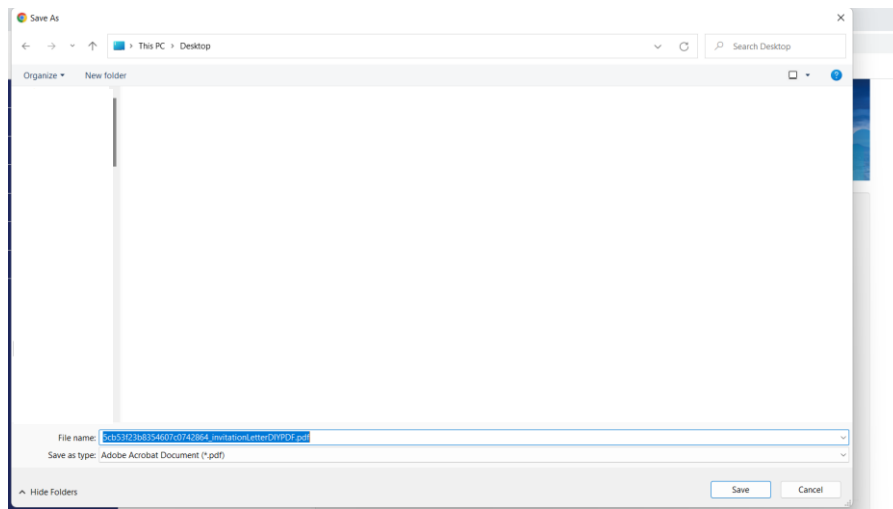
Line3



4. A pop-up message will show up while the letter is generating



5. Save the letter to your own desktop



6. The Invitation Letter, with the information you have provided previously, shall be ready for your use

